

## PERFORMANCE ROPE HOLDING



Kitesurfing Cleats	mm Ø inch Ø	mm inch			Gms Ozs
		A	B	C	
<b>Aero base + CL211Mk2AN</b>					
Racing Junior	4 - 6	73	—	16	35
<b>CL826-11AN</b> (Nylon & Aluminium)	5/32-1/4	27/8	—	5/8	1.2
<b>Aero base + CL211Mk2AN</b>					
Racing Junior	4 - 6	78	—	16	46
<b>CL829-11AN</b> (Nylon & Aluminium)	5/32-1/4	31/16	—	5/8	1.6
<b>Trapeze and Vang Cleat</b>					
CL253 (Aluminium)	4 - 8	89	72	18	46
<b>CL253AN</b> (Aluminium)	5/32-5/16	31/2	213/16	11/16	1.6
<b>Cobra Cleat</b>					
CL264 (Aluminium)	4 - 6	120	—	23	47
<b>CL264AN</b> (Aluminium)	5/32-1/4	423/32	—	29/32	1.7
<b>Racing Junior Mk2</b>					
<b>CL211Mk2 AN</b> (Aluminium)	3 - 6	55	27	17	23
	1/8-1/4	21/8	11/16	5/8	0.8



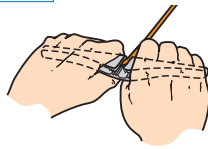
Power Grip Cleats	mm Ø inch Ø	mm inch			Gms Ozs
		A	B	C	
<b>Tug Cleat</b>					
CL249 (Aluminium)	3 - 6	92	—	17	52
	1/8-1/4	39/16	—	11/16	1.9
<b>Power Grip 1</b>					
CL261 (Aluminium)	3 - 6	95	—	17	52
	1/8-1/4	33/4	—	11/16	1.9
<b>Power Grip 2</b>					
CL262 (Aluminium)	3 - 6	189	—	17	70
	1/8-1/4	77/16	—	11/16	2.5



The **CL249** is used for tensioning traditional African drums.



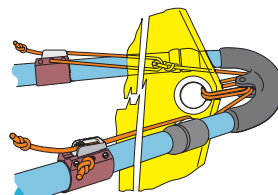
The **CL261 Power Grip 1** for single handed use, allows you to pull twice the load.



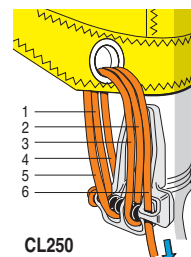
Use the **CL262 Power Grip 2** where even more pulling power and control is required. It is light, strong and easy to carry in your pocket.



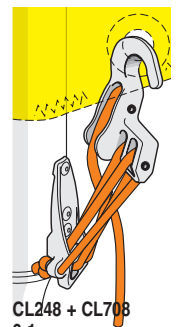
Windsurfing Cleats	mm Ø inch Ø	mm inch			mm Ø inch Ø	Gms Ozs
		A	B	C		
<b>Compact</b>						
<b>Twin Sheave Cleat</b>						
CL247 (Aluminium)	3 - 6	53	31	40	M5	40
	1/8-1/4	21/16	1 1/4	19/16	#10	1.4
<b>Cleat with Hook and 3 Sheaves</b>						
CL248 (Aluminium)	3 - 5	69	—	40	—	52
	1/8-3/16	23/4	—	19/16	—	1.8
<b>The Gap Closer</b>						
CL250 (Aluminium)	3 - 5	84	11+29	48	M5	43
	1/8-3/16	3 3/4	7/16+1 1/8	17/8	#10	1.6
<b>Trapeze and Vang Cleat</b>						
CL253 (Aluminium)	4 - 8	89	70	18	—	46
	5/32-5/16	3 1/2	2 3/4	1 1/16	—	1.6
<b>Rivet-on Fitting for 6:1 Ratio</b>						
CL708 (Aluminium)	3 - 5	83	11+29	37	M5	32
	1/8-3/16	3 3/4	7/16+1 1/8	17/16	#10	1.1
<b>Boom Cleat and Clamp</b>						
CL244 (Aluminium + Nylon)	3 - 6	58	—	—	—	32
	1/8-1/4	2 1/4	—	—	—	1.1



CL244 Adjustable Outhaul



CL250 6:1



CL248 + CL708 6:1

Other sizes of clamp are also available for CL244 - See page 14.

The AN suffix indicates a superior Hard Anodised finish.